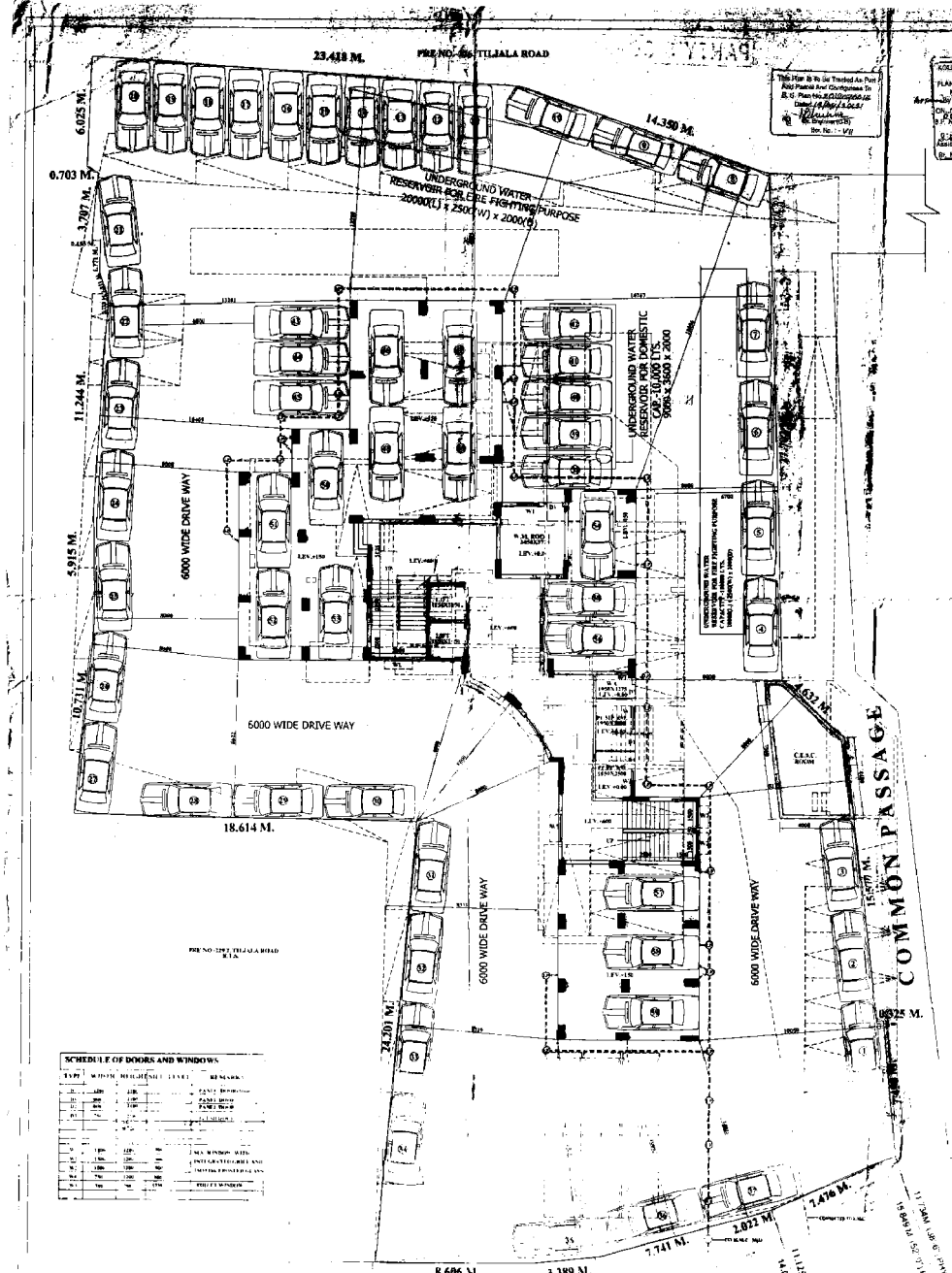

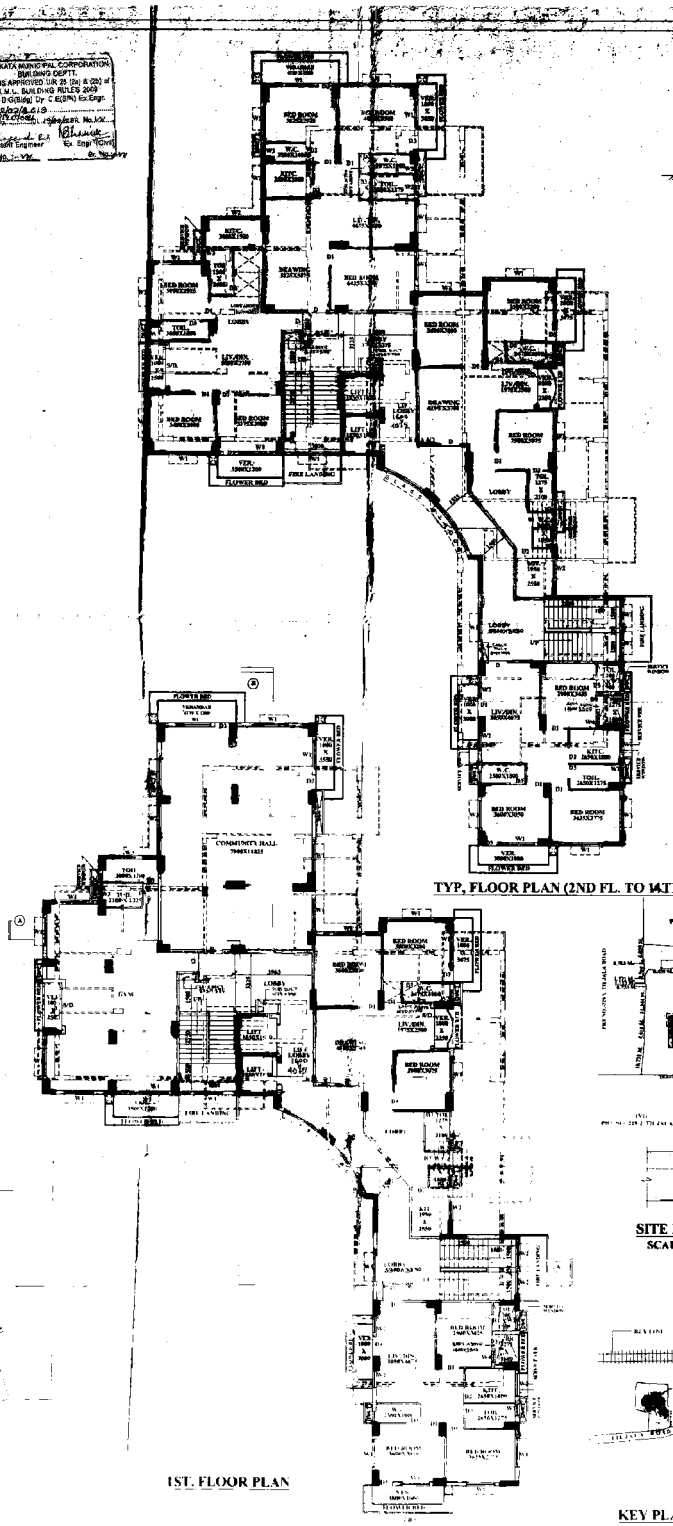

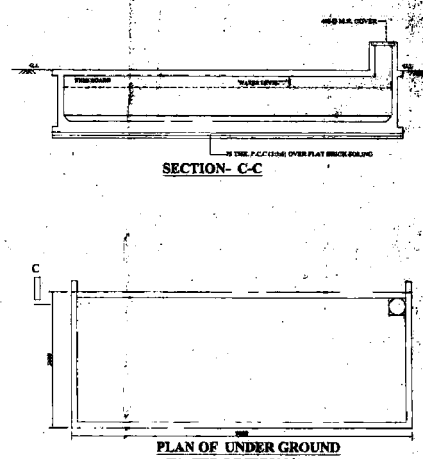

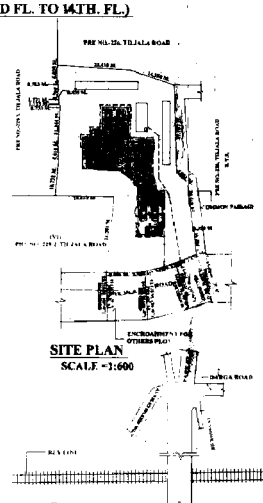

SCHEDULE OF DOORS AND WINDOWS

TYPE	WIDTH	HEIGHT	LEVEL	REMARKS
D	1200	2100		PANEL DOOR
D1	1000	2100		PANEL DOOR
D2	800	2100		PANEL DOOR
D3	750	2100		FLUSH DOOR
W	1500	1200	900	SASH WINDOW WITH INTEGRATED GRILL AND TINTED FRONT GLASS
W1	1500	1200	900	SASH WINDOW WITH INTEGRATED GRILL AND TINTED FRONT GLASS
W2	750	1200	1500	FIXED WINDOW
W3	750	1200	1500	FIXED WINDOW

NOTES :

1. ALL DIMENSIONS ARE IN MM.
2. DRAWING SHALL NOT BE SCALED (ONLY WRITTEN DIMENSIONS TO BE CONSIDERED).
3. EXTERNAL WALLS ARE 200 / 300 THK. AND INTERNAL WALLS ARE 125 THK. IN 1:6 CEMENT MORTAR.
4. EXTERNAL PLASTER IS 19 MM. THK. AND INTERNAL PLASTER 12 MM. THK. IN 1:6 CEMENT MORTAR.
5. ALL DOORS AND WINDOW FRAMES ARE OF GOOD QUALITY SAL WOOD.
6. GRADE OF CONCRETE M20.
7. ALL REINFORCEMENT TO CONFORM WITH I.S. 456 STR.
8. ALL P.C.C. IS IN 1:2:4 (CEMENT : SAND : AGGREG.)
9. LINE CONCRETE ON ROOF IS IN 1:1:6
10. SLOPE ON ROOF IS IN 1 : 120
11. ALL INTERNAL WALLS ARE TO BE FINISHED WITH PLASTER OF PARIS WHILE EXTERNAL SURFACE TO BE FINISHED WITH TWO COATS OF CEMENT BASED PAINTS.

PROPOSAL DETAILS :-

1. ASSESSEE NO. : 11 - 065 - 34 - 0346 - 7
2. DETAILS OF REGISTERED DEED:

P-1	P-2
VOL. NO = 1	VOL. NO = 1
PAGE NO = 4056 - 4076	PAGE NO = 91 - 92
BENG NO. = 1 0101, BOOK NO. = 1,	BENG NO. = 07017, BOOK NO. = 1,
YEAR = 2009	YEAR = 2007

3. DETAILS OF POWER OF ATTORNEY = N.A.
4. AREA OF THE PLOT = 2226.138 SQM.
5. NO.OF STORIES INDICATING = G+XIV (14.0 M HEIGHT)

DECLARATION OF ARCHITECT.

I DO CERTIFY WITH FULL RESPONSIBILITY THAT THE BUILDING PLAN HAS BEEN MADE AS PER THE PROVISIONS OF K.M.C. ACT AND RULES AND REGULATIONS FIXED TO THE SITE AND SITE CONDITION. THE DRAWING PLAN HAS BEEN MADE CONFORM WITH THE PLAN AND IT IS SUITABLE WITH EXISTING BUILDING DEMARCATED BY BOUNDARY PILLAR

AMITAVA RAHA, B.ARCH.
REGD. No. (CA/75/28091)
COUNCIL OF ARCHITECTURE
SIG. OF ARCHITECT

CERTIFICATE OF STRUCTURAL ENGINEER

I CERTIFY THAT THE STRUCTURAL DESIGN & DRAWING OF SOIL INVESTIGATION AND FOUNDATION (TEST OF THE SOIL) HAS BEEN MADE BY ME CONSIDERING ALL POSSIBLE LOADS THE BUILDING LOADS AND THE DESIGN AND DRAWING COPY OF BUILDING CERTIFIED THAT IT IS SAFE & STABLE IN ALL RESPECT.

DR. KALIPADA RAMBIDUTY
B.TECH(CIVIL)(IIT KGP), PhD (IIT KGP)
M.I.E. (IND), M.ASCE (USA)
EMPANELLED STRUCTURAL ENGINEER
GRADE-III
KOLKATA MUNICIPAL CORPORATION

SIGN OF STRUCTURAL ENGINEER

SUPER PLANET DEVELOPMENT PVT. LTD.
Nasim Akhtar
Director

SIG. OF OWNER

REVISED PLAN(G+26.5M) OF G+XIV STORIED RESIDENTIAL COMPLEX AT. PREMISES NO.- 229/1, TILJALA ROAD, KOLKATA - 700 046 , WARD NO. 65, BOROUGH VII UNDER KOLKATA MUNICIPAL CORPORATION

PERMIT NO. - 2012070016 , DATED - 19/04/2012

GROUND FLOOR PLAN, 1ST FLOOR PLAN, TYP. FLOOR PLAN, KEY PLAN, SITE PLAN

SHEET NO. (1)

N

DRAWN BY: ABDUL HAMID | CHECKED BY:

SCALE : 1 : 100, 1 : 50, 1 : 200, 1 : 1000

DT.: 30/12/2012

NOTE:- ALL DIMENSION ARE IN MM. UNLESS OTHERWISE MENTIONED. DWG. NO.: 02

PARTY'S COPY

THE SANCTION IS VALID UP TO